



**Invitation for Bid No. 2026-051**

**Detention Center Freezer and Cooler Replacement**

.....

**ADDENDUM No. 2**

**ISSUE DATE: February 25, 2026**

Responding Offerors on this project are hereby notified that this Addendum shall be made a part of the above named RFP document.

The following items add to, modify, and/or clarify the RFP documents and shall have the full force and effect of the original Documents. This Addendum shall be acknowledged by the Offeror in the RFP document.

## **Delete/Add/Replace Section**

### **1. Add- Approved Alternate Equipment**

- This Addendum is issued to provide clarification regarding alternate equipment submissions. All other terms, conditions, and specifications of IFB No. 2026-051 remain unchanged.
  - The County has received a request to consider alternate walk-in cooler/freezer equipment.
  - Manufacturers utilizing Extruded Polystyrene (XPS) insulation panels may be submitted as an alternate provided the proposed equipment meets or exceeds all performance requirements outlined in Section 6 – Specifications of the IFB, including but not limited to the following:
    - Minimum 4-inch insulation thickness.
    - Flame spread and smoke developed ratings meeting applicable code requirements.
    - R-value equal to or greater than specified performance criteria.
    - Compliance with NSF, UL, DOE, and all applicable building and food safety codes.
    - Refrigeration components meeting or exceeding specified capacity, voltage, defrost type, refrigerant, and efficiency requirements.
    - Manufacturer literature provided (Amerikooler architectural specifications and associated refrigeration submittals) is attached for informational purposes only. The inclusion of such materials does not constitute endorsement of any specific manufacturer.
    - Any bidder proposing alternate equipment must clearly identify deviations from the original specifications in accordance with Section 6.16 – Deviations. Proposed alternates will be evaluated for responsiveness and compliance during the bid review process.

**Delete- Original appendix A and replace with Updated Appendix A.**

**Addendum 2 Attachments- Manufacturer literature at the end of addendum**

## **Question/Answer Section**

1. **Question:** What are the procedures for crews to check in and what hours are we allowed to work on site?

**Answer:** Per Section 7.5 of IFB 2026-051, all personnel working on-site at the Detention Center are subject to a background check. A Non-Disclosure Agreement (Appendix E) must be submitted and approved prior to beginning work. Contractors must provide a daily tool list before starting work, and additional access procedures will be coordinated with the Sheriff's Office.

Per Section 5 (Scope), approved work hours are Monday through Friday, 7:00 a.m. to 5:00 p.m. Work on County holidays is not permitted. Noisy work shall not begin before 8:00 a.m. Weekend work requires prior approval from Union County Facilities and Fleet Management. Alternative work hours may be negotiated with the County if approved in advance.

2. **Question:** could you confirm if those are the two boxes?

**Answer:** There are three units in the area now one freezer and two coolers units Two units are going back in. One freezer unit and One cooler unit.

3. **Question:** One was the combo and the other was just the cooler?

**Answer:** The new units will be one freezer unit and one cooler unit. See in the specifications 6.1 for the Freezer unit and 6.2 is written for the Cooler unit.

---

*End of Addendum No. 2*

## 9 APPENDIX A – BID FORM

### IFB No. 2026-051 Detention Center Walk-In Freezer and Cooler Replacement

#### SUBMIT WITH BID

Name of Bidder: \_\_\_\_\_

The undersigned Bidder hereby declares that he has carefully investigated the scope of work and having thoroughly familiarized himself with the Contract Documents relative hereto and has read all special provisions furnished prior to the opening of the bids; that he has satisfied himself relative to the work to be performed. The bidder further declares that he and his subcontractors have fully complied with NCGS 64, Article 2 in regard to E-Verification as required by N.C. General Statute 143-129(j). The bidder agrees to hold the proposed bid price for 90 days.

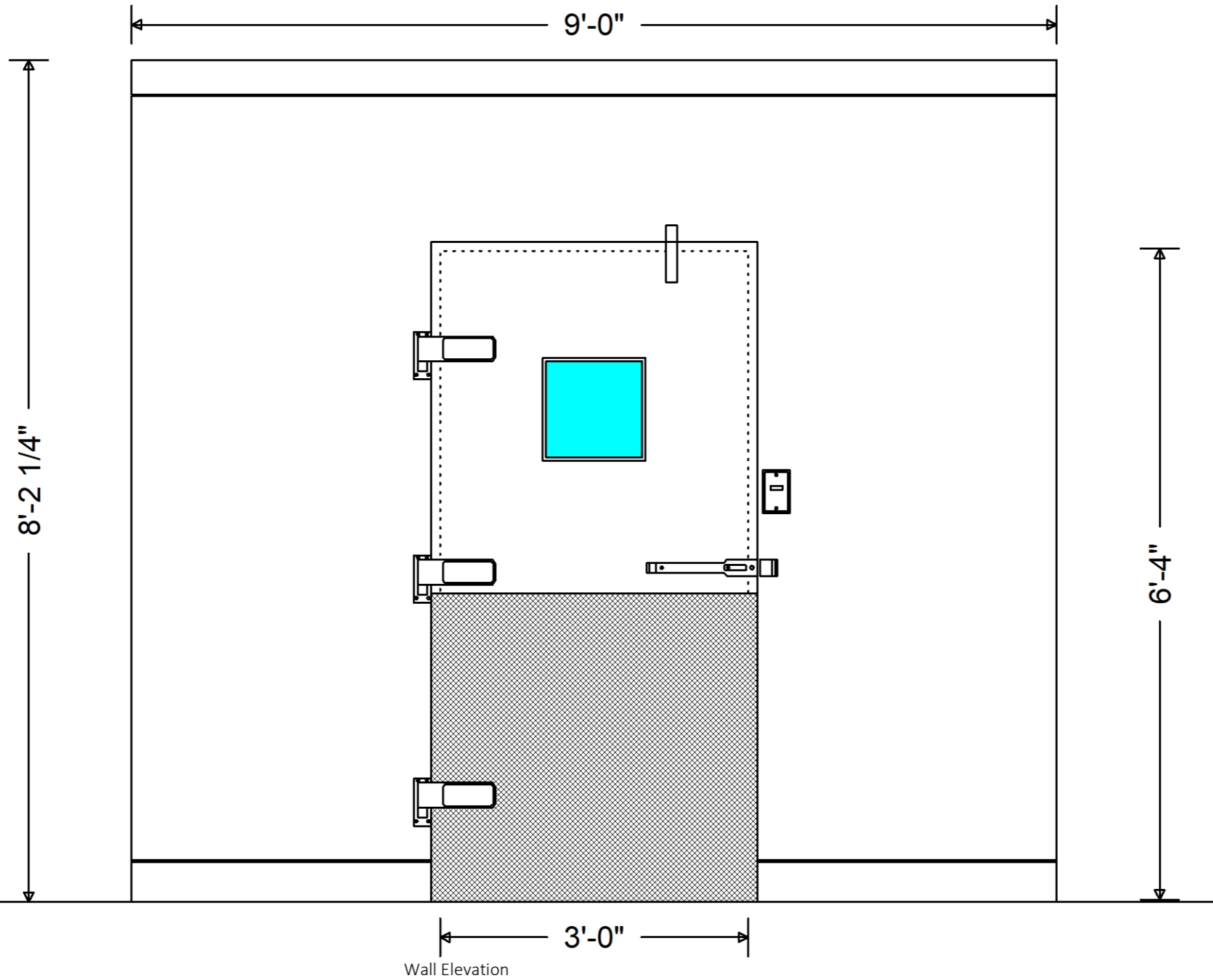
The bidder proposes and agrees if this proposal is accepted, to contract with Union County Government, in the form of contract specified, to provide all necessary labor, equipment, materials, machinery, tools, apparatus, transportation, services, fees, permits, etc., to complete the construction of Union County Detention Center Walk-In Freezer and Cooler Replacement all in accordance with the aforementioned Contract Documents to the full and entire satisfaction of Union County Government, with definite understanding that no money will be allowed for extra work except for the lump sum.

Provide 5% of the base bid price as an Owner contingency allowance and provide a Total Base Bid Price. Any funds not used from this allowance will be returned to the Owner by deduct change order.

This Bid Form must be completed in its entirety as-is and submitted with bid. The Total Bid is considered a turn-key cost for the completion of this project. *Bidder's may not write-in exceptions or additional expenses.*

Description	Estimated Days	Unit Cost	Base Bid
Trenton - M/ TEZA025L8HT3DF, 2.5 HP, Low Temp Refrigeration Condensing Unit 208/230 3P.	N/A		
Trenton – M/TPLP211LES2DR6, 2 Fan Evap., 11000 BTU, Low Temp Electric Defrost 208/230 1P.	N/A		
Trenton – M/TEZA008H8HT3DB, .8 HP Refrigeration Condensing Unit 208/230 3P.	N/A		
Trenton – M/TPLP209MAS1DR6, 2 Fan Evap., 9000 BTU 115 V 1P.	N/A		
Labor	N/A		
Freezer/Cooler Rental Per Day			
Other			
<b>Base Bid:</b>			
<b>5% of Base Bid =Owner's Contingency:</b>			
<b>Base Bid + Contingency = Total Bid:</b>			





**-SPECIFICATION-Continued**

**Wall Panels**

Interior Finish: 26 Ga. Stucco Embossed Acrylume  
 Exterior Finish: 26 Ga. Stucco Embossed Acrylume

**Ceiling Panels**

Interior Finish: 26 Ga. Stucco Embossed Acrylume  
 Exterior Finish: 26 Ga. Stucco Embossed Acrylume

**Floor Panels**

NSF Floor panel rated for 1250 LBS/ SQ. FT.  
 20 Ga. Stainless Steel Type 304 Textured Integral. Reinforced with coated 0.5" plywood underlay

**Application:** Hand Trucks, Dunnage Racks, Beer Kegs, Log Carts, Dollie Carts

**Accessories Shipped Loose**

(1) 48" LED LIGHT STRIP FIXTURE 96 LUMENS /WATT 120VAC, 0.33 AMPS - TEMP RANGE: -30°F-104°F, SHIP LOOSE RECOMMENDED ONE FIXTURE EVERY 144 SQ. FT. AT 12' HIGH

**Notes:**

\* Allow a minimum of 2" clearance around all sides of the walk-in for proper air circulation

Customer Approval:

\_\_\_\_\_

Quote No : 26-05065 Revision :

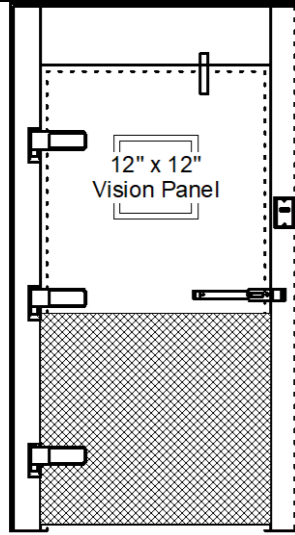
Project : Union County Detention Center

Date : 02/19/2026

Customer : All Bids (IFS)

Page 2 of 4





D1

Quote No : 26-05065 Revision :

Project : Union County Detention Center

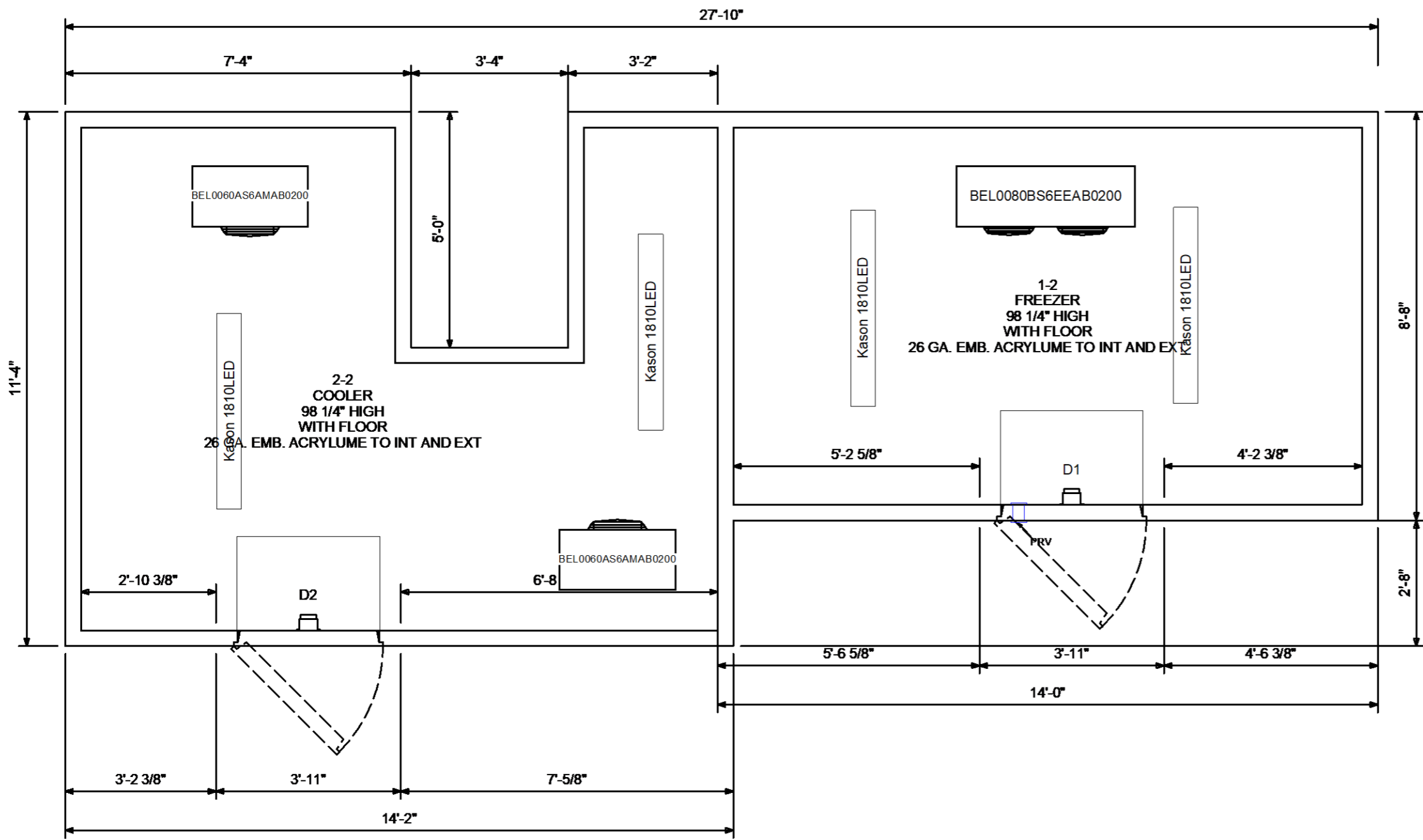
Date : 02/19/2026

Customer : All Bids (IFS)

Page 3 of 4







General Arrangement

**-SPECIFICATION-**

**Box Height:** Freezer 8'-2 1/4" (7'-6 1/4" Interior)  
Cooler 8'-2 1/4" (7'-6 1/4" Interior)

**Insulation:** 4" thick AK-XPS4 Extruded foam UL classified core flame spread 15, Smoke rating less than 165

**Compartment 1 - Freezer**

**D1** - (1) Standard 36" x 76" Left hinged flush door with brushed hardware. Interior & Exterior finish: 26 Ga. Stucco Embossed Acrylume. 36" kickplates to interior and exterior of door. Energy saving temperature regulating thermostat heater wire and heated relief vent. Heavy duty deadbolt handle latch with 1/4 turn inside release. 75LC Modularm Multi-Monitor Controller with Temperature Probe and Door Open/Close Sensor for Coolers or Freezers Wired and Installed with MD-1 Motion sensor, IP-1 Panic button/light, 75LC Wireless Mod , 75LC Wireless Communicator. 1807 11w, Vapor Proof, 120V. LED fixture. 82 Lumens /watt Angled face . Requires 115vac. 2.2 amps.  
With third hinge, 12 x 12 heated frame & glass viewing window, Internal Ramp 24" deep x 36" wide

By signing the approval print document, you confirm that all dimensions and specifications are accurate. Once approved, your order will be scheduled for production. Please note that any changes made after approval will incur additional cost and may affect the scheduled ship date.

Customer Approval:

\_\_\_\_\_

Quote No : 26-05067 Revision :

Project : Union County Detention Center

Date : 02/19/2026

Customer : All Bids (IFS)

Page 1 of 4



**-SPECIFICATION-Continued**

**Refrigeration:**

(1) 3 HP Bohn DOE Compliant Outdoor Condensing Unit, Model BCH0030LBACZA0000, 208-230/1/60, MCA 37.5 Amps, Low Temperature, Scroll, Air-cooled, R-448A, This refrigeration system is designed and certified for use in walk-in freezer applications - AWEF3.15, 1 (9058 Btu/hr @ -10°F room temperature and 95°F ambient)

(1) Bohn DOE Compliant BEL0080BS6EEAB0200, 208-230/1/60, Low Profile Electric Defrost, 1 Fan Amps with 1-Speed EC Motor (Totally Enclosed) motor

(1) Extended 4 year compressor Warranty

**Wall Panels**

Interior Finish: 26 Ga. Stucco Embossed Acrylume

Exterior Finish: 26 Ga. Stucco Embossed Acrylume

**Ceiling Panels**

Interior Finish: 26 Ga. Stucco Embossed Acrylume


Exterior Finish: 26 Ga. Stucco Embossed Acrylume

**Floor Panels**

NSF Floor panel rated for 1250 LBS/ SQ. FT.

20 Ga. Stainless Steel Type 304 Textured Integral. Reinforced with coated 0.5" plywood underlay

**Application:** Hand Trucks, Dunnage Racks, Beer Kegs, Log Carts, Dollie Carts



Wall Elevation

Customer Approval:

\_\_\_\_\_

Quote No : 26-05067 Revision :

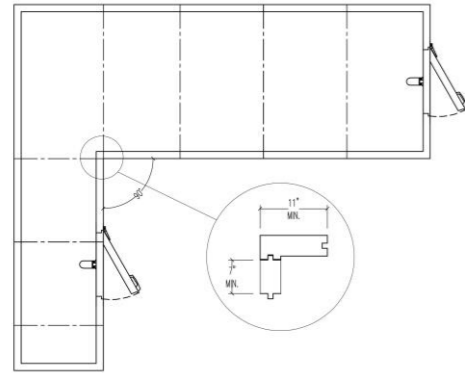
Project : Union County Detention Center

Date : 02/19/2026

Customer : All Bids (IFS)

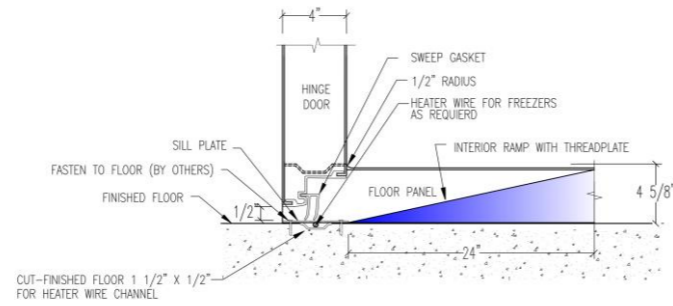
Page 2 of 4





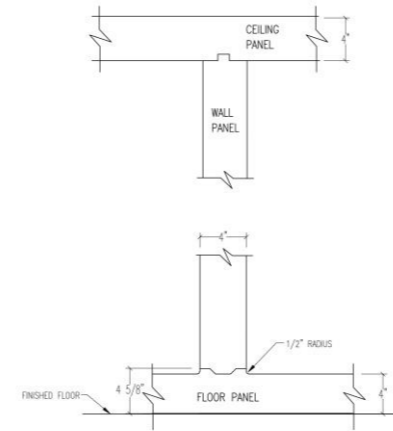
**INVERTED L SHAPE CORNER**

10049: INVERTED L SHAPE EXTERIOR WALL CORNER WITH FLOOR EACH



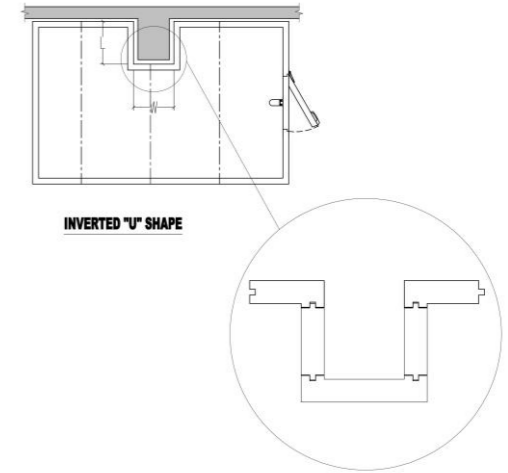
**INTERIOR RAMP 24\"/>**

10064: INTERIOR RAMP 24\"/>



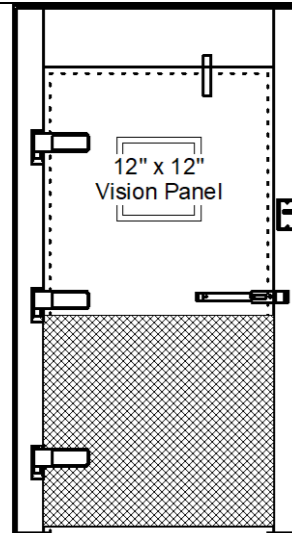
**STANDARD PARTITION WALL**

20012: STANDARD PARTITION WALL UPCHARGE, WITH FLOOR (PER LINEAR FT. OF PARTITION WALL LENGTH)

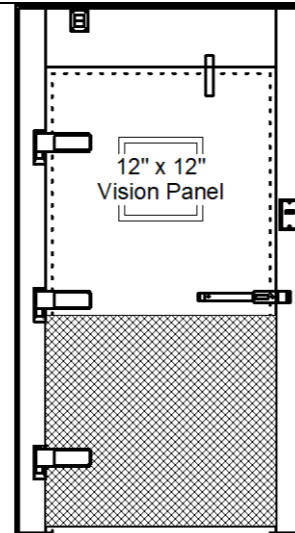


**INVERTED "U" SHAPE**

292: INVERTED "U" SHAPE EXTERIOR WALK IN COLUMN CUTOUT WITH FLOOR



D2



D1



# BCH0030LBACZA0000 - SUBMITTAL



Project Name:	-	Project Location:	-
Quote ID:	-	Item #:	1000
Submitted For:	-	Submitted On:	-
Submitted By:	-	Submitted From:	-
Identity #:	-	Tag:	-

For Record

For Approval

By: \_\_\_\_\_

Date: \_\_\_\_\_

## General Product Information

Product Family:	HTS	Compressor Brand:	Copeland
Application:	Outdoor	Compressor Type:	Scroll
Temperature Range:	Low Temp	Compressor Hp:	3
Voltage: (Volts/Ph/Hz)	208-230/1/60	Compressor Model:	ZF09K4E-PFV-231
Refrigerant Type:	R448A	Number of Compressor(s):	1
Piping:	Standard	Coil Type:	Microchannel

## Technical Information

### Performance Data

Ambient Temperature (°F)	Saturated Suction Temperature (°F)	Application Capacity* (BTU/H)	Altitude (ft)	AWEF Value
95	-20	9,120	0	3.15

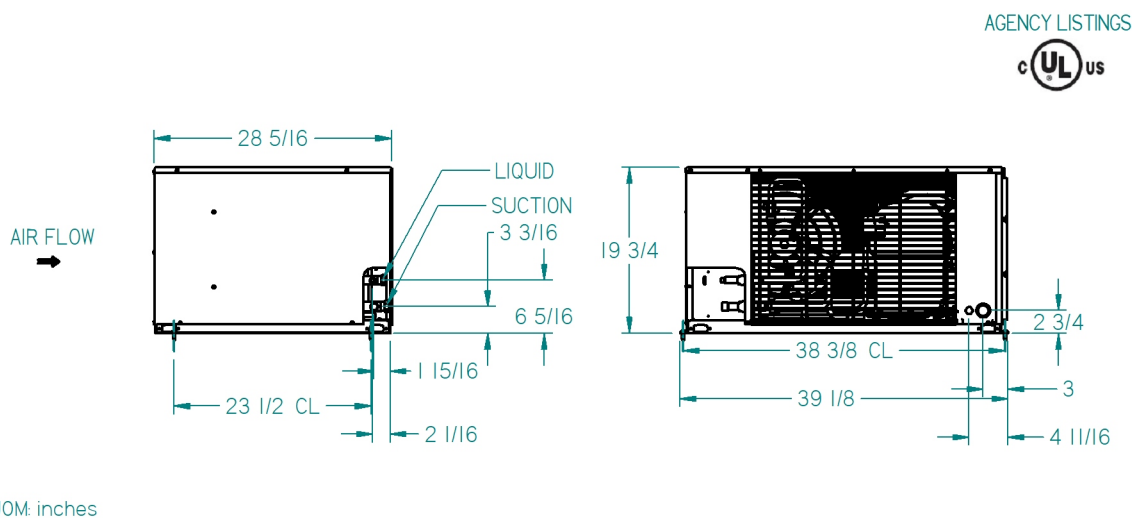
### Electrical Data

Compressor(s)		Fan Motor(s)			Electric Ratings						
RLA	LRA	Quantity	Hp	FLA	Defrost Type	High or Low Amps?	Number of Contactors	MCA	MOPD	Evap. Fan Amps	Defrost Heater Amps
12.8	88	2	1/15	1	AIR DEFROST	-	-	20	25	-	-

### Unit Specifications

Connections (in.)		Receiver 90% Full (lbs)		Fan Blade(s) Diameter (in)	Sound Data (dB)	Approx. Net Weight (lbs)
Liquid Line	Suction	Standard	Over Sized			
0.5	0.875	14	20	14	64	239

### Dimensional Drawing(s)





Project Name:	-	Project Location:	-
Quote ID:	-	Item #:	1000
Submitted For:	-	Submitted On:	-
Submitted By:	-	Submitted From:	-
Identity #:	-	Tag:	-

## Standard Features

### CABINET AND CONSTRUCTION

- MICROCHANNEL COIL TECHNOLOGY STANDARD ON ALL UNITS
- PAINTED STEEL CABINETS FOR SUPERIOR STRENGTH AND CORROSION PROTECTION
- HEAVY DUTY, STEEL, 1-1/2" TALL BASE

### SERVICEABILITY

- SUCTION SERVICE VALVES FOR HERMETIC AND SCROLL COMPRESSORS LOCATED OUTSIDE THE CABINET FOR QUICK INSTALLATIONS.
- RECEIVER WITH FUSIBLE PLUG, LIQUID SHUTOFF VALVE AND CHARGING PORT IS STANDARD
- LARGE ELECTRICAL PANEL FOR EASE OF ACCESS
- PREFABRICATED WIRING HARNESSES FOR TIGHT CRIMP CONNECTIONS AND CONSISTENT LABELING
- UNIT STAYS ON IF THE HOOD IS REMOVED FOR SERVICING
- SIGHT GLASS IS EASILY VIEWABLE

### QUALITY

- ALL UNITS ARE COMPLETELY LEAK TESTED IN A HELIUM ENVIRONMENT, BUMP TESTED AND ALLOWED TO CYCLE OFF ON THE HIGH AND LOW PRESSURE CONTROL. EACH UNIT HAS A COPY OF THE RUN DATA SHIPPED INSIDE THE ELECTRICAL PANEL
- ELECTRICAL CIRCUITS ARE COMPLETELY CHECKED FOR CONTINUITY
- PIPING IS LAID OUT TO MINIMIZE STRESS AND VIBRATION AND IS PRE-BENT TO ELIMINATE LEAKS
- ENCAPSULATED, AUTO-RESET, HIGH AND LOW PRESSURE CONTROLS TO ELIMINATE LEAKS (ADJUSTABLE LOW PRESSURE CONTROL STANDARD)

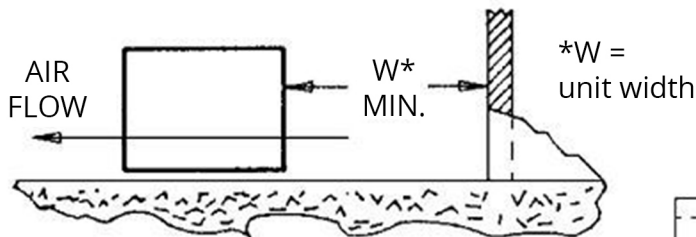
## Options

### Mounted Options

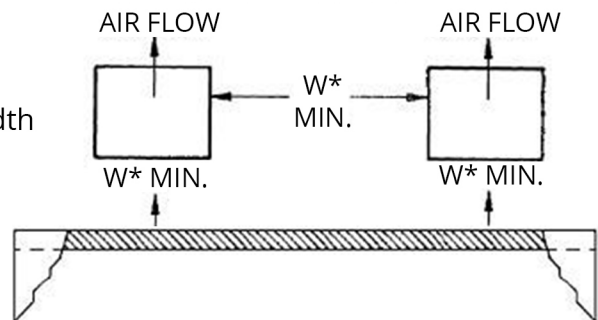
- BRAND LABEL OPTION - BOHN
- Pressure Options - ADJUSTABLE LOW - FIXED HIGH
- Crankcase Heater - CRANKCASE HEATER
- Fused Disconnect - NO FUSED DISCONNECT
- Coil Selection - MICROCHANNEL COIL
- Liquid Line Options - FILTER DRIER AND SIGHT GLASS
- Discharge Line Options - HEAD PRESSURE VALVE 100#
- BASE LEG BRACKET OPTIONS - None
- COMPLIANCE - DOE COMPLIANT
- Defrost Timer Options - NO TIMER
- Motor - FIXED SPEED EC
- Phase Loss Monitor - NONE
- Cabinet Selection - Painted
- Receiver Options - STANDARD
- Suction Line Options - SUCTION TUBE ONLY
- PRE-CHARGE OPTIONS - None
- HAIL GUARD - None

## Minimum Unit Clearances

### Walls or Obstructions for Horizontal Air Flow



### Multiple Units with Horizontal Air Flow



## Notes

\* Capacities shown are Application Capacities reflecting nominal operation at 10°F TD. For models within the scope of the DOE AWEF (Annual Walk-in Energy Factor) standard, the Net Capacity is determined by the AHRI 1250 test method. DOE will publish this compliance data at [www.regulations.doe.gov](http://www.regulations.doe.gov)

\*Only refrigerants in compliance with New York state regulations can be used in the state of New York.



# BEL0080BS6EEAB0200 - SUBMITTAL

Project Name:	-	Project Location:	-
Quote ID:	-	Item #:	2000
Submitted For:	-	Submitted On:	-
Submitted By:	-	Submitted From:	-
Identity #:	-	Tag:	-

 For Record

 For Approval

By: \_\_\_\_\_

Date: \_\_\_\_\_

## General Product Information

Product Family:	BEL	Motor type	EC
Defrost Type:	Electric	Number of Fans:	2
Voltage: (Volts/Ph/Hz)	208-230/1/60	Fan HorsePower	1/20
Refrigerant Type:	R448A	Fins per Inch	6

## Technical Information

### Performance Data

Capacity			Air Flow				Altitude (ft)	AWEF Value	
TD (°F)	SST (°F)	Application Capacity* (BTU/H)	CFM	Fan Diameter (in.)	Air Throw (ft)			Cooler > 32	Freezer <= 32
				Standard		w/Collar			
10	-20	8,400	1371	12	-	-	0	N/A	4

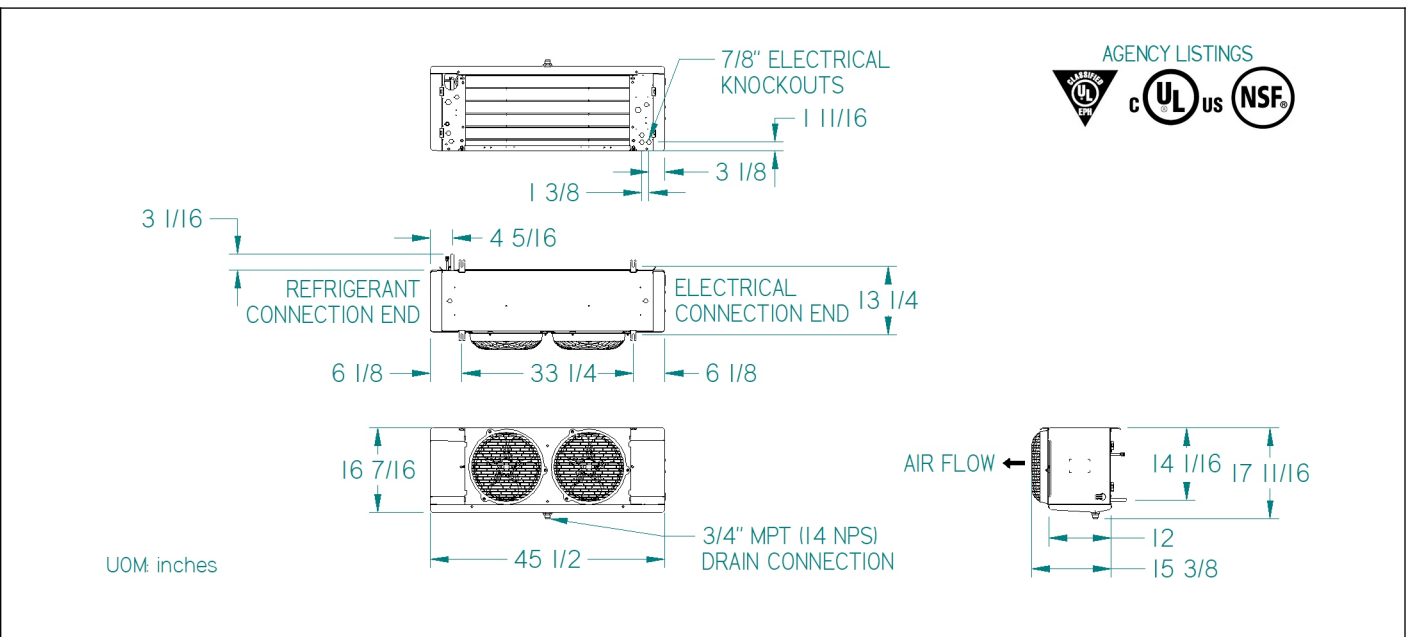
### Electrical Data

Fan Motor(s)		Defrost Heater(s)		Drain pan Heater(s) HG	
Watts	Amps	Watts	Amps	Watts	Amps
118	1	2100	9.1	-	-

### Unit Specifications

Connections (in.)						Approx. Net Weight (lbs)
Coil Inlet	Suction	External Equalizer	Drain	Side Port	Hot Gas Drain Pan	
1/2	5/8	1/4	3/4	-	-	54

### Dimensional Drawing(s)





Project Name:	-	Project Location:	-
Quote ID:	-	Item #:	2000
Submitted For:	-	Submitted On:	-
Submitted By:	-	Submitted From:	-
Identity #:	-	Tag:	-

## Standard Features

### EASE OF INSTALLATION SERVICE

- ALL ELECTRICAL COMPONENTS FACTORY WIRED TO TERMINAL BOARD AND IDENTIFIED, MAKING IT EASY TO FIELD WIRE THE UNIT
- CABINET DESIGN FEATURES HINGED, REMOVABLE FRONT ACCESS PANELS ON EACH SIDE FOR EASY ACCESS TO ELECTRICAL AND REFRIGERATION COMPONENTS
- LIQUID LINE SOLENOID WIRE HARNESS IS FACTORY-INSTALLED FOR QUICK INSTALLATION
- MOTORS PLUG INTO WIRING HARNESS FOR EASIER SERVICING
- HINGED, REMOVABLE DRAIN PAN FOR EASY AND SAFE ACCESS
- PRE-DRILLED HOLES ON THE BACK OF THE UNIT FOR ROOM THERMOSTAT
- QUICK REMOVAL FAN GUARD/MOTOR ASSEMBLY FOR EASY SERVICE OR REPLACEMENT OF AIR MOVER PARTS

### RELIABLE DURABLE

- HEAVY GAUGE GRAINED ALUMINUM CABINET CLEANS EASILY AND LOOKS ATTRACTIVE
- MOLDED FAN GUARD AND ACCESS PANELS ARE MADE OF STRONG, DURABLE, AND NSF AND UL SANITATION RATED PLASTIC MATERIAL
- SWEAT CONNECTIONS TO REDUCE POTENTIAL FOR LEAKS

### PERFORMANCE

- INTERNAL PANELS ARE ISOLATED FOR QUIET OPERATION
- INTERNALLY ENHANCED TUBING AND FIN DESIGN FOR HIGHER EFFICIENCY
- EC MOTORS STANDARD ON ALL MODELS FOR IMPROVED UNIT EFFICIENCY

### VERSATILE

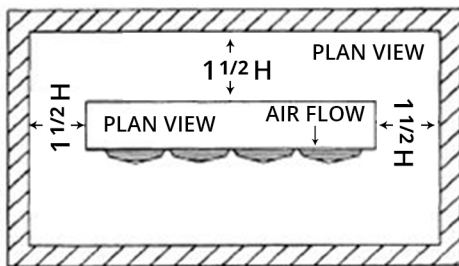
- LARGE DIAMETER DRAIN HOLE (3/4 " ID) IS LOCATED TOWARDS THE BACK OF THE UNIT
- MINIMAL HEIGHT OF THE LOW PROFILE SERIES MAKES IT IDEAL FOR LOW CEILING COOLERS

## Options

### Mounted Options

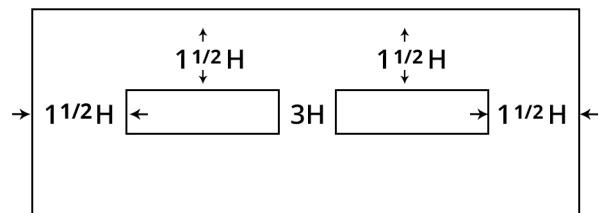
- Cabinet Type - Stucco
- Controller Option - Intelligen
- Drain Pan Type - Stucco
- Fan Blade - Standard
- Coil Fin Material - Aluminium
- UC Solenoid Voltage - None
- Nozzle PartNumber - L-1
- Coil Mechanical Option - Intelligen
- Drain Pan Defrost Type - Electric
- DTFD Option - None
- Fan Guard - Molded
- Hot Gas External Piping - None
- Valve Part Number - E2V24BWAE0

## Minimum Unit Clearances



One Evaporator

**NOTE:**  
H = Total Height evaporator coil surface.



Two Evaporators

## Notes

\* Capacities shown are Application Capacities reflecting nominal operation at 10°F TD. For models within the scope of the DOE AWEF (Annual Walk-in Energy Factor) standard, the Net Capacity is determined by the AHRI 1250 test method. DOE will publish this compliance data at [www.regulations.doe.gov](http://www.regulations.doe.gov)



Project Name:	-	Project Location:	-
Quote ID:	-	Item #:	3000
Submitted For:	-	Submitted On:	-
Submitted By:	-	Submitted From:	-
Identity #:	-	Tag:	-

 For Record

 For Approval

By: \_\_\_\_\_

Date: \_\_\_\_\_

## General Product Information

Product Family:	HTS	Compressor Brand:	Copeland
Application:	Outdoor	Compressor Type:	Scroll
Temperature Range:	Medium Temp	Compressor Hp:	1.5
Voltage: (Volts/Ph/Hz)	208-230/1/60	Compressor Model:	ZS13KAE-PFV-118
Refrigerant Type:	R404A	Number of Compressor(s):	1
Piping:	Standard	Coil Type:	Microchannel

Note : This equipment meets the regulatory requirements for hydrofluorocarbons as of the manufacturing date. Only those refrigerants approved in the state for specific end uses may be used.

## Technical Information

### Performance Data

Ambient Temperature (°F)	Saturated Suction Temperature (°F)	Application Capacity* (BTU/H)	Altitude (ft)	AWEF Value
95	25	17,540	0	7.6

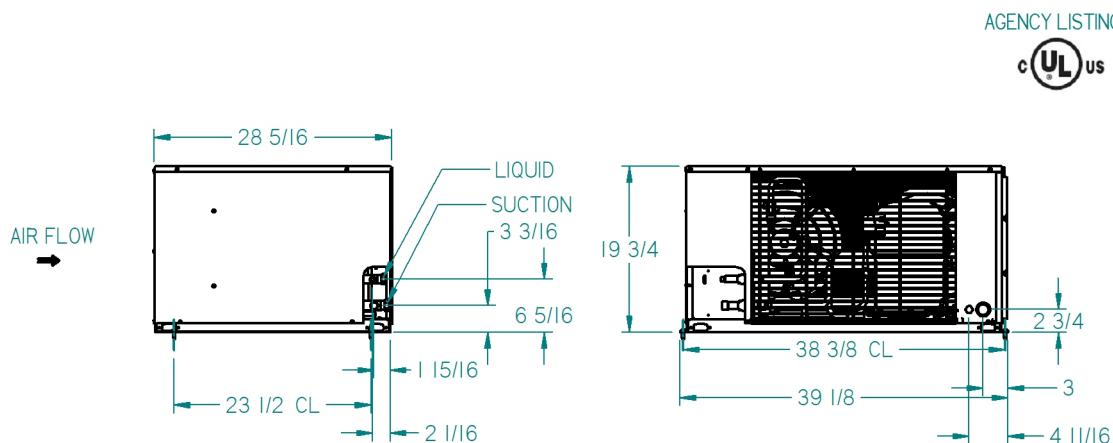
### Electrical Data

Compressor(s)		Fan Motor(s)			Electric Ratings						
RLA	LRA	Quantity	Hp	FLA	Defrost Type	High or Low Amps?	Number of Contactors	MCA	MOPD	Evap. Fan Amps	Defrost Heater Amps
10.8	56	2	1/15	1	AIR DEFROST	-	-	15	25	-	-

### Unit Specifications

Connections (in.)		Receiver 90% Full (lbs)		Fan Blade(s) Diameter (in)	Sound Data (dB)	Approx. Net Weight (lbs)
Liquid Line	Suction	Standard	Over Sized			
0.5	0.875	14	20	14	63	230

### Dimensional Drawing(s)



UOM: inches



Project Name:	-	Project Location:	-
Quote ID:	-	Item #:	3000
Submitted For:	-	Submitted On:	-
Submitted By:	-	Submitted From:	-
Identity #:	-	Tag:	-

## Standard Features

### CABINET AND CONSTRUCTION

- MICROCHANNEL COIL TECHNOLOGY STANDARD ON ALL UNITS
- PAINTED STEEL CABINETS FOR SUPERIOR STRENGTH AND CORROSION PROTECTION
- HEAVY DUTY, STEEL, 1-1/2" TALL BASE

### SERVICEABILITY

- SUCTION SERVICE VALVES FOR HERMETIC AND SCROLL COMPRESSORS LOCATED OUTSIDE THE CABINET FOR QUICK INSTALLATIONS.
- RECEIVER WITH FUSIBLE PLUG, LIQUID SHUTOFF VALVE AND CHARGING PORT IS STANDARD
- LARGE ELECTRICAL PANEL FOR EASE OF ACCESS
- PREFABRICATED WIRING HARNESSSES FOR TIGHT CRIMP CONNECTIONS AND CONSISTENT LABELING
- UNIT STAYS ON IF THE HOOD IS REMOVED FOR SERVICING
- SIGHT GLASS IS EASILY VIEWABLE

### QUALITY

- ALL UNITS ARE COMPLETELY LEAK TESTED IN A HELIUM ENVIRONMENT, BUMP TESTED AND ALLOWED TO CYCLE OFF ON THE HIGH AND LOW PRESSURE CONTROL. EACH UNIT HAS A COPY OF THE RUN DATA SHIPPED INSIDE THE ELECTRICAL PANEL
- ELECTRICAL CIRCUITS ARE COMPLETELY CHECKED FOR CONTINUITY
- PIPING IS LAID OUT TO MINIMIZE STRESS AND VIBRATION AND IS PRE-BENT TO ELIMINATE LEAKS
- ENCAPSULATED, AUTO-RESET, HIGH AND LOW PRESSURE CONTROLS TO ELIMINATE LEAKS (ADJUSTABLE LOW PRESSURE CONTROL STANDARD)

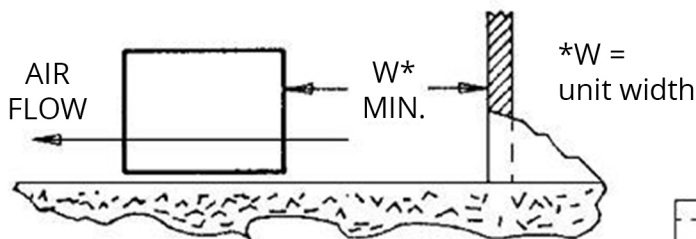
## Options

### Mounted Options

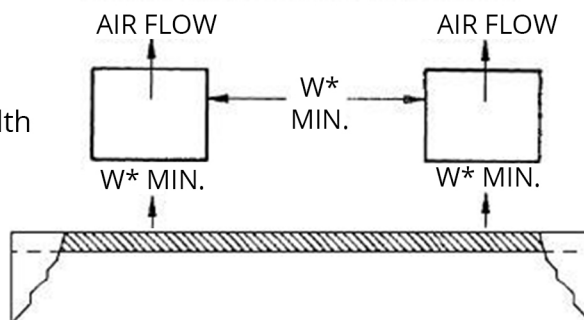
- BRAND LABEL OPTION - BOHN
- Pressure Options - ADJUSTABLE LOW - FIXED HIGH
- Crankcase Heater - CRANKCASE HEATER
- Fused Disconnect - NO FUSED DISCONNECT
- Coil Selection - MICROCHANNEL COIL
- Liquid Line Options - FILTER DRIER AND SIGHT GLASS
- Discharge Line Options - HEAD PRESSURE VALVE 150#
- BASE LEG BRACKET OPTIONS - None
- COMPLIANCE - DOE COMPLIANT
- Defrost Timer Options - NO TIMER
- Motor - PSC
- Phase Loss Monitor - NONE
- Cabinet Selection - Painted
- Receiver Options - STANDARD
- Suction Line Options - SUCTION TUBE ONLY
- PRE-CHARGE OPTIONS - None
- HAIL GUARD - None

## Minimum Unit Clearances

### Walls or Obstructions for Horizontal Air Flow



### Multiple Units with Horizontal Air Flow



## Notes

\* Capacities shown are Application Capacities reflecting nominal operation at 10°F TD. For models within the scope of the DOE AWEF (Annual Walk-in Energy Factor) standard, the Net Capacity is determined by the AHRI 1250 test method. DOE will publish this compliance data at [www.regulations.doe.gov](http://www.regulations.doe.gov)

\*Only refrigerants in compliance with New York state regulations can be used in the state of New York.



# BEL0060AS6AMAB0200 - SUBMITTAL

Project Name:	-	Project Location:	-
Quote ID:	-	Item #:	4000
Submitted For:	-	Submitted On:	-
Submitted By:	-	Submitted From:	-
Identity #:	-	Tag:	-

 For Record

 For Approval

By: \_\_\_\_\_

Date: \_\_\_\_\_

## General Product Information

Product Family:	BEL	Motor type	2 SPEED EC
Defrost Type:	Air	Number of Fans:	1
Voltage: (Volts/Ph/Hz)	115/1/60	Fan HorsePower	1/20
Refrigerant Type:	R448A	Fins per Inch	6

## Technical Information

### Performance Data

Capacity			Air Flow				Altitude (ft)	AWEF Value	
TD (°F)	SST (°F)	Application Capacity* (BTU/H)	CFM	Fan Diameter (in.)	Air Throw (ft)			Cooler > 32	Freezer <= 32
				Standard	w/Collar				
10	25	7,800	610	12	-	-	0	9	N/A

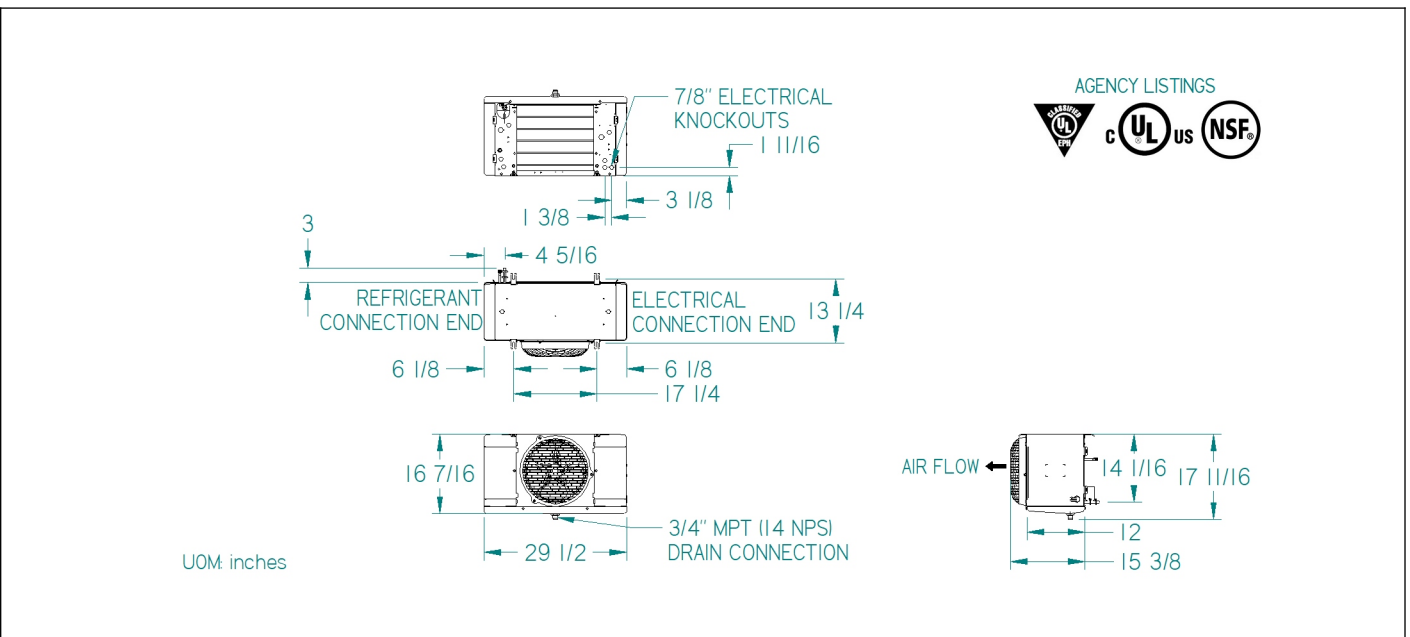
### Electrical Data

Fan Motor(s)		Defrost Heater(s)		Drain pan Heater(s) HG	
Watts	Amps	Watts	Amps	Watts	Amps
55	0.85	-	-	-	-

### Unit Specifications

Connections (in.)						Approx. Net Weight (lbs)
Coil Inlet	Suction	External Equalizer	Drain	Side Port	Hot Gas Drain Pan	
1/2	5/8	1/4	3/4	-	-	36

### Dimensional Drawing(s)



Project Name:	-	Project Location:	-
Quote ID:	-	Item #:	4000
Submitted For:	-	Submitted On:	-
Submitted By:	-	Submitted From:	-
Identity #:	-	Tag:	-

## Standard Features

### EASE OF INSTALLATION SERVICE

- ALL ELECTRICAL COMPONENTS FACTORY WIRED TO TERMINAL BOARD AND IDENTIFIED, MAKING IT EASY TO FIELD WIRE THE UNIT
- CABINET DESIGN FEATURES HINGED, REMOVABLE FRONT ACCESS PANELS ON EACH SIDE FOR EASY ACCESS TO ELECTRICAL AND REFRIGERATION COMPONENTS
- LIQUID LINE SOLENOID WIRE HARNESS IS FACTORY-INSTALLED FOR QUICK INSTALLATION
- MOTORS PLUG INTO WIRING HARNESS FOR EASIER SERVICING
- HINGED, REMOVABLE DRAIN PAN FOR EASY AND SAFE ACCESS
- PRE-DRILLED HOLES ON THE BACK OF THE UNIT FOR ROOM THERMOSTAT
- QUICK REMOVAL FAN GUARD/MOTOR ASSEMBLY FOR EASY SERVICE OR REPLACEMENT OF AIR MOVER PARTS

### RELIABLE DURABLE

- HEAVY GAUGE GRAINED ALUMINUM CABINET CLEANS EASILY AND LOOKS ATTRACTIVE
- MOLDED FAN GUARD AND ACCESS PANELS ARE MADE OF STRONG, DURABLE, AND NSF AND UL SANITATION RATED PLASTIC MATERIAL
- SWEAT CONNECTIONS TO REDUCE POTENTIAL FOR LEAKS

### PERFORMANCE

- INTERNAL PANELS ARE ISOLATED FOR QUIET OPERATION
- INTERNALLY ENHANCED TUBING AND FIN DESIGN FOR HIGHER EFFICIENCY
- EC MOTORS STANDARD ON ALL MODELS FOR IMPROVED UNIT EFFICIENCY

### VERSATILE

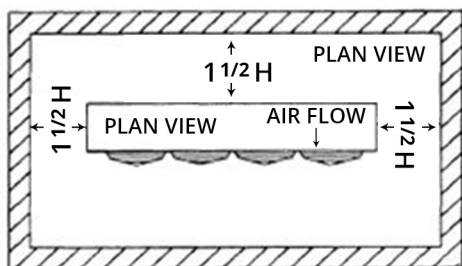
- LARGE DIAMETER DRAIN HOLE (3/4" ID) IS LOCATED TOWARDS THE BACK OF THE UNIT
- MINIMAL HEIGHT OF THE LOW PROFILE SERIES MAKES IT IDEAL FOR LOW CEILING COOLERS

## Options

### Mounted Options

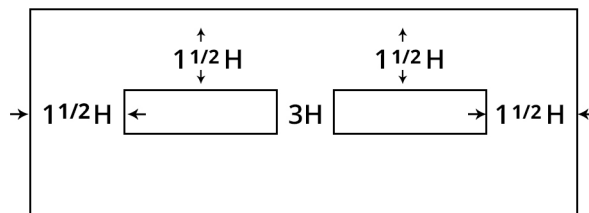
- Cabinet Type - Stucco
- Controller Option - Intelligen
- Drain Pan Type - Stucco
- Fan Blade - Standard
- Coil Fin Material - Aluminium
- UC Solenoid Voltage - None
- Nozzle PartNumber - L-1/2
- Coil Mechanical Option - Intelligen
- Drain Pan Defrost Type - None
- DTFD Option - None
- Fan Guard - Molded
- Hot Gas External Piping - None
- Valve Part Number - E2V24BWAE0

## Minimum Unit Clearances



One Evaporator

**NOTE:**  
H = Total Height evaporator coil surface.



Two Evaporators

## Notes

\* Capacities shown are Application Capacities reflecting nominal operation at 10°F TD. For models within the scope of the DOE AWEF (Annual Walk-in Energy Factor) standard, the Net Capacity is determined by the AHRI 1250 test method. DOE will publish this compliance data at [www.regulations.doe.gov](http://www.regulations.doe.gov)



Project Name:	-	Project Location:	-
Quote ID:	-	Item #:	1000
Submitted For:	-	Submitted On:	-
Submitted By:	-	Submitted From:	-
Identity #:	-	Tag:	-

 For Record

 For Approval

By: \_\_\_\_\_

Date: \_\_\_\_\_

## General Product Information

Product Family:	HTS	Compressor Brand:	Copeland
Application:	Outdoor	Compressor Type:	Scroll
Temperature Range:	Medium Temp	Compressor Hp:	1
Voltage: (Volts/Ph/Hz)	208-230/1/60	Compressor Model:	ZS09KAE-PFV-118
Refrigerant Type:	R448A	Number of Compressor(s):	1
Piping:	Standard	Coil Type:	Microchannel

## Technical Information

### Performance Data

Ambient Temperature (°F)	Saturated Suction Temperature (°F)	Application Capacity* (BTU/H)	Altitude (ft)	AWEF Value
95	25	9,700	0	7.6

### Electrical Data

Compressor(s)		Fan Motor(s)			Electric Ratings						
RLA	LRA	Quantity	Hp	FLA	Defrost Type	High or Low Amps?	Number of Contactors	MCA	MOPD	Evap. Fan Amps	Defrost Heater Amps
9	40	1	1/15	0.5	AIR DEFROST	-	-	15	20	-	-

### Unit Specifications

Connections (in.)		Receiver 90% Full (lbs)		Fan Blade(s) Diameter (in)	Sound Data (dB)	Approx. Net Weight (lbs)
Liquid Line	Suction	Standard	Over Sized			
0.375	0.625	9	-	14	61	184

### Dimensional Drawing(s)

AGENCY LISTINGS

UOM: inches

Project Name:	-	Project Location:	-
Quote ID:	-	Item #:	1000
Submitted For:	-	Submitted On:	-
Submitted By:	-	Submitted From:	-
Identity #:	-	Tag:	-

## Standard Features

### CABINET AND CONSTRUCTION

- MICROCHANNEL COIL TECHNOLOGY STANDARD ON ALL UNITS
- PAINTED STEEL CABINETS FOR SUPERIOR STRENGTH AND CORROSION PROTECTION
- HEAVY DUTY, STEEL, 1-1/2" TALL BASE

### QUALITY

- ALL UNITS ARE COMPLETELY LEAK TESTED IN A HELIUM ENVIRONMENT, BUMP TESTED AND ALLOWED TO CYCLE OFF ON THE HIGH AND LOW PRESSURE CONTROL. EACH UNIT HAS A COPY OF THE RUN DATA SHIPPED INSIDE THE ELECTRICAL PANEL
- ELECTRICAL CIRCUITS ARE COMPLETELY CHECKED FOR CONTINUITY
- PIPING IS LAID OUT TO MINIMIZE STRESS AND VIBRATION AND IS PRE-BENT TO ELIMINATE LEAKS
- ENCAPSULATED, AUTO-RESET, HIGH AND LOW PRESSURE CONTROLS TO ELIMINATE LEAKS (ADJUSTABLE LOW PRESSURE CONTROL STANDARD)

### SERVICEABILITY

- SUCTION SERVICE VALVES FOR HERMETIC AND SCROLL COMPRESSORS LOCATED OUTSIDE THE CABINET FOR QUICK INSTALLATIONS.
- RECEIVER WITH FUSIBLE PLUG, LIQUID SHUTOFF VALVE AND CHARGING PORT IS STANDARD
- LARGE ELECTRICAL PANEL FOR EASE OF ACCESS
- PREFABRICATED WIRING HARNESSSES FOR TIGHT CRIMP CONNECTIONS AND CONSISTENT LABELING
- UNIT STAYS ON IF THE HOOD IS REMOVED FOR SERVICING
- SIGHT GLASS IS EASILY VIEWABLE

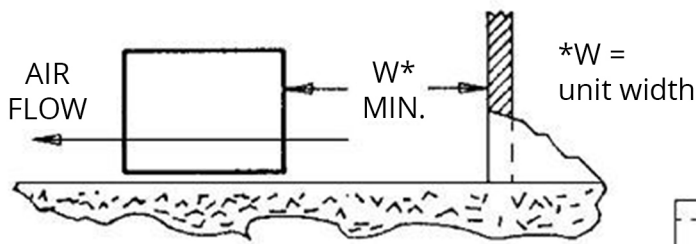
## Options

### Mounted Options

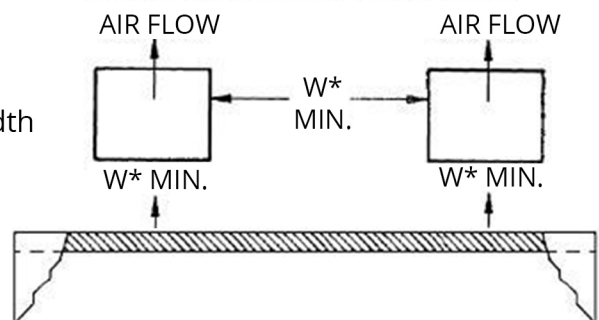
- BRAND LABEL OPTION - BOHN
- Pressure Options - ADJUSTABLE LOW - FIXED HIGH
- Crankcase Heater - CRANKCASE HEATER
- Fused Disconnect - NO FUSED DISCONNECT
- Coil Selection - MICROCHANNEL COIL
- Liquid Line Options - FILTER DRIER AND SIGHT GLASS
- Discharge Line Options - HEAD PRESSURE VALVE 150#
- BASE LEG BRACKET OPTIONS - None
- COMPLIANCE - DOE COMPLIANT
- Defrost Timer Options - NO TIMER
- Motor - FIXED SPEED EC
- Phase Loss Monitor - NONE
- Cabinet Selection - Painted
- Receiver Options - STANDARD
- Suction Line Options - SUCTION TUBE ONLY
- PRE-CHARGE OPTIONS - None
- HAIL GUARD - None

## Minimum Unit Clearances

### Walls or Obstructions for Horizontal Air Flow



### Multiple Units with Horizontal Air Flow



## Notes

\* Capacities shown are Application Capacities reflecting nominal operation at 10°F TD. For models within the scope of the DOE AWEF (Annual Walk-in Energy Factor) standard, the Net Capacity is determined by the AHRI 1250 test method. DOE will publish this compliance data at [www.regulations.doe.gov](http://www.regulations.doe.gov)

\*Only refrigerants in compliance with New York state regulations can be used in the state of New York.



# BEL0095AS6AMAB0200 - SUBMITTAL

Project Name:	-	Project Location:	-
Quote ID:	-	Item #:	2000
Submitted For:	-	Submitted On:	-
Submitted By:	-	Submitted From:	-
Identity #:	-	Tag:	-

 For Record

 For Approval

By: \_\_\_\_\_

Date: \_\_\_\_\_

## General Product Information

Product Family:	BEL	Motor type	2 SPEED EC
Defrost Type:	Air	Number of Fans:	2
Voltage: (Volts/Ph/Hz)	115/1/60	Fan HorsePower	1/20
Refrigerant Type:	R448A	Fins per Inch	6

## Technical Information

### Performance Data

Capacity			Air Flow				Altitude (ft)	AWEF Value	
TD (°F)	SST (°F)	Application Capacity* (BTU/H)	CFM	Fan Diameter (in.)	Air Throw (ft)			Cooler > 32	Freezer <= 32
				Standard	w/Collar				
10	25	10,000	1305	12	20	-	0	9	N/A

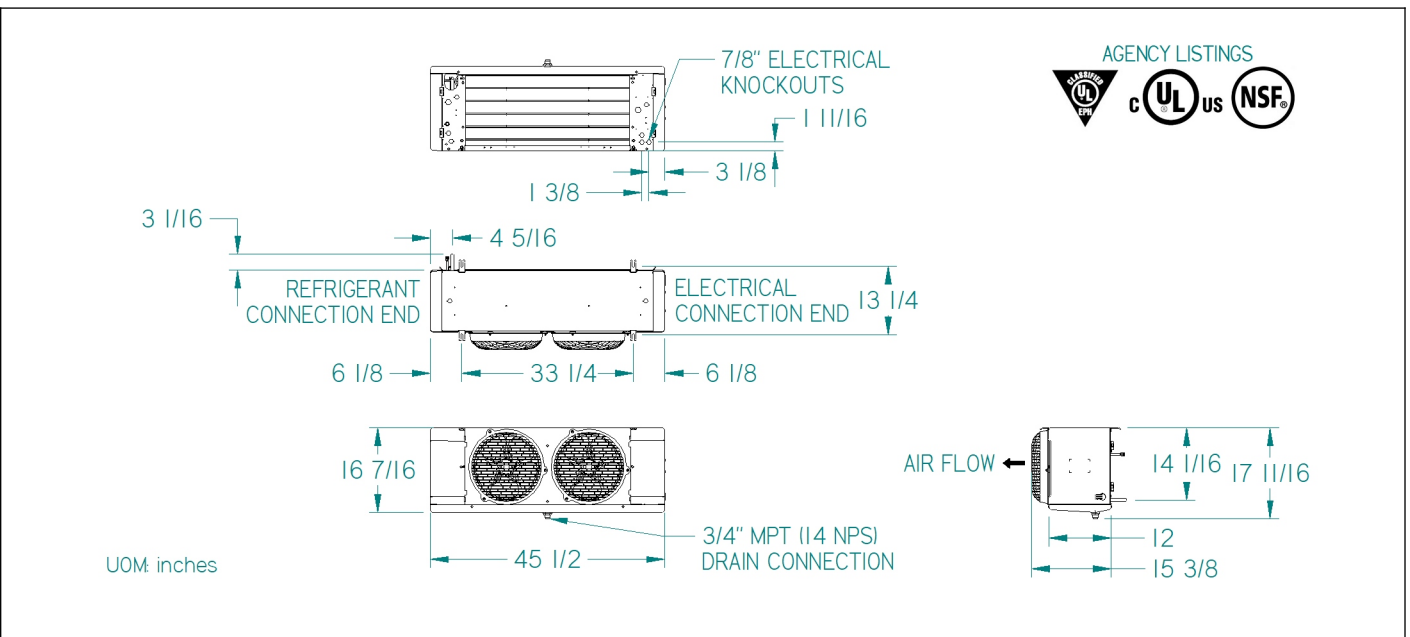
### Electrical Data

Fan Motor(s)		Defrost Heater(s)		Drain pan Heater(s) HG	
Watts	Amps	Watts	Amps	Watts	Amps
110	1.8	-	-	-	-

### Unit Specifications

Connections (in.)						Approx. Net Weight (lbs)
Coil Inlet	Suction	External Equalizer	Drain	Side Port	Hot Gas Drain Pan	
1/2	5/8	1/4	3/4	-	-	51

### Dimensional Drawing(s)



Project Name:	-	Project Location:	-
Quote ID:	-	Item #:	2000
Submitted For:	-	Submitted On:	-
Submitted By:	-	Submitted From:	-
Identity #:	-	Tag:	-

## Standard Features

### EASE OF INSTALLATION SERVICE

- ALL ELECTRICAL COMPONENTS FACTORY WIRED TO TERMINAL BOARD AND IDENTIFIED, MAKING IT EASY TO FIELD WIRE THE UNIT
- CABINET DESIGN FEATURES HINGED, REMOVABLE FRONT ACCESS PANELS ON EACH SIDE FOR EASY ACCESS TO ELECTRICAL AND REFRIGERATION COMPONENTS
- LIQUID LINE SOLENOID WIRE HARNESS IS FACTORY-INSTALLED FOR QUICK INSTALLATION
- MOTORS PLUG INTO WIRING HARNESS FOR EASIER SERVICING
- HINGED, REMOVABLE DRAIN PAN FOR EASY AND SAFE ACCESS
- PRE-DRILLED HOLES ON THE BACK OF THE UNIT FOR ROOM THERMOSTAT
- QUICK REMOVAL FAN GUARD/MOTOR ASSEMBLY FOR EASY SERVICE OR REPLACEMENT OF AIR MOVER PARTS

### RELIABLE DURABLE

- HEAVY GAUGE GRAINED ALUMINUM CABINET CLEANS EASILY AND LOOKS ATTRACTIVE
- MOLDED FAN GUARD AND ACCESS PANELS ARE MADE OF STRONG, DURABLE, AND NSF AND UL SANITATION RATED PLASTIC MATERIAL
- SWEAT CONNECTIONS TO REDUCE POTENTIAL FOR LEAKS

### PERFORMANCE

- INTERNAL PANELS ARE ISOLATED FOR QUIET OPERATION
- INTERNALLY ENHANCED TUBING AND FIN DESIGN FOR HIGHER EFFICIENCY
- EC MOTORS STANDARD ON ALL MODELS FOR IMPROVED UNIT EFFICIENCY

### VERSATILE

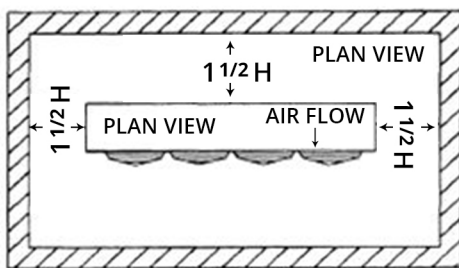
- LARGE DIAMETER DRAIN HOLE (3/4" ID) IS LOCATED TOWARDS THE BACK OF THE UNIT
- MINIMAL HEIGHT OF THE LOW PROFILE SERIES MAKES IT IDEAL FOR LOW CEILING COOLERS

## Options

### Mounted Options

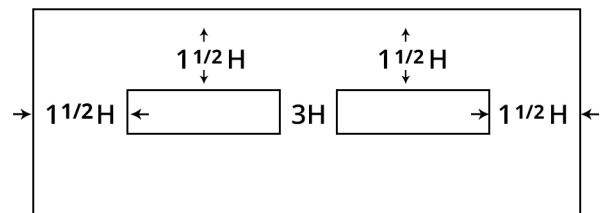
- Cabinet Type - Stucco
- Controller Option - Intelligen
- Drain Pan Type - Stucco
- Fan Blade - Standard
- Coil Fin Material - Aluminium
- UC Solenoid Voltage - None
- Nozzle PartNumber - L-3/4
- Coil Mechanical Option - Intelligen
- Drain Pan Defrost Type - None
- DTFD Option - None
- Fan Guard - Molded
- Hot Gas External Piping - None
- Valve Part Number - E2V24BWAE0

## Minimum Unit Clearances



One Evaporator

**NOTE:**  
H = Total Height evaporator coil surface.



Two Evaporators

## Notes

\* Capacities shown are Application Capacities reflecting nominal operation at 10°F TD. For models within the scope of the DOE AWEF (Annual Walk-in Energy Factor) standard, the Net Capacity is determined by the AHRI 1250 test method. DOE will publish this compliance data at [www.regulations.doe.gov](http://www.regulations.doe.gov)

## **WALK-IN SPECIFICATIONS**

### **General**

Walk-in coolers and freezers shall be prefabricated of modular design and construction. They shall be designed and constructed to allow fast and easy field assembly, disassembly and enlargement by the addition of panels.

### **Panel Fabrication**

Standard wall, ceiling and floor panels shall be fabricated in 47" and 23" in width and shall be interchangeable with like panels. Partition and other panels placement shall be within 1/2" increments to meet job site conditions. Indoor walk-in maximum panel height and ceiling length is 21 feet.

Available standard height with floor panels: 6'-6", 7'-7", 8'-7". Available standard height without floor panels with NSF vinyl screed: 6'-2", 7'-2", 7'-7", 8'-2". Panels shall consist of Extruded Polystyrene (XPS) rigid foam insulation, bonded permanently to interior and exterior metal "skin". Tongue and groove edges of panels shall be of the same panel core insulation with non-corrosive thermoplastic cam-action panel fastener. NSF approved compression gasket shall be applied to the tongue side of all panels on both interior and exterior.

### **Floor Construction**

Floor panels: Shall be fabricated similar to other panels and shall be designed to withstand uniformly distributed load of 700 lbs per square foot, suitable for foot traffic. Available 1000, 1300, 1600 lbs per square foot suitable for light rolling cart traffic. The ULTIMATE floor with load bearing capacity of 2,750 lbs per square foot is suitable for hand pallet jack application.

Floorless: Provided with NSF vinyl screeds. Screed will be coved with 1/2" radius, designed to sit flat on a finished tile/concrete floor. Screed shall be lag fastened to floor.

### **Insulation**

Insulation shall be 4" thick, rigid Extruded Polystyrene (XPS) foam closed cell, void free, Hydrophobic as tested in accordance to ASTM C272. UL Class 1 classified as per ASTM E84/UL-723. Core material has a flame spread of 15 or less and a smoke developed of 165 or less. Self ignition temperature rating at 896 degree Fahrenheit and flash ignition temperature rating at 734 degree Fahrenheit as tested in accordance with ASTM D 1929.

Thermal resistance: For Coolers R-29 (reported at 55 F mean temperature). For freezer R-32 (reported at 20 F mean temperature). Standard with a 50 year R-value warranty.



### **Entrance Door**

Each walk-in shall be fitted with one 36" x 76" swing-type entrance door. Door shall be flush type, bearing the NSF and UL seal of approved. Door shall be equipped with two adjustable spring-assisted hinges, deadbolt key/padlock handle with safety inside release, magnetic gasket, door closer, and a double sweep wiper at the bottom edge of door. Door jamb shall be provided with a LED light fixture center mounted, digital thermometer with safety pilot light on-off switch and conduit between switch box and outlet junction box.

Freezer door includes a heater cable with heat sensing regulating thermostat and a heated air pressure relief vent.

### **Metal Finish**

Wall & Ceiling Panel: Standard Acrylume<sup>®</sup> 26 gauge (acrylic coated galvalume) stucco embossed on the interior and exterior wall, ceiling and exterior of floor panels.

Floor Panel: Standard interior floor panels shall be 22 gauge smooth stainless steel type 304, 2B and optional 20 gauge textured/rigidized stainless steel type 304, 2B.

### **Refrigeration**

Heatcraft Worldwide BOHN refrigeration (preferred vendor). Condensing units and evaporators shall be factory pre-wired and pre-assembled. New 1/2HP to 6HP air cooled condensing unit with exclusive HYPERCORE microchannel coil technology that uses less refrigerant, saves energy, reduces operational cost, improves durability and system performance.

### **Approvals**

- National Sanitation Foundation (NSF), Standard No. 7
- Underwriters Laboratories (UL) certified, ASTM E84/UL-723
- Department of Energy (DOE) compliant
- City of Houston Fabrication Certificate No. 694
- Oregon State Component Insignia Compliance No. M-PFC 688
- New York City approval MEA113-87-M
- Miami-Dade County, Outdoor Hurricane High Velocity Wind (175 mph) NOA #17-0802.12
- State of Florida, Outdoor Hurricane High Velocity Wind (175 mph) #FL 22413



# Foamed In-Place Vs. Extruded Polystyrene

## Foamed-in-place Urethane Insulation Consistently Inconsistent

9/4/2017

Recently, urethane panel insulation has come under fire for numerous inherited quality issues. It may be time for you to consider using another type of insulation. Why? It's simple.

The injection process in which urethane panels are manufactured poses many challenges, namely the formation of the foam material and the overall inconsistency of the compound. Unfortunately, these issues go unnoticed as they take place within the cavity between two metal skins. For that reason, even within short period of time they can seriously compromise the integrity and thermal performance of the panels.

**Common issues caused by the injection of foam insulation are:**

- Irregularly shaped and sized cells causing air and moisture to seep into.
- Thermal drift (or the loss of R-value) caused by air and moisture inside the foam cell.
- Imprecise control of cell wall's strength causes many cells to collapse and therefore foam to rapidly deteriorate.
- Lack of a strong/permanent bond to metal skins can lead to delamination.
- Different R-values throughout the panel due to varying foam density, voids and empty pockets.
- Compromised the short and long term panel thermal performance.

Many customers have experienced these issues and have made the switch to walk-in coolers and freezers insulated with Extruded Polystyrene (XPS) rigid foam. For over 70 years, XPS has shown to hold R-value over time without the many inconsistencies of the urethane foam.

AmeriKooler uses only high-performance AK-XPS4 Extruded Polystyrene foam insulation from The DOW Chemical that is backed by the 50 Year R-value warranty. AK-XPS4 insulation outstanding attributes will contribute to higher walk-in performance, increase longevity of the refrigeration unit and lower energy cost to the owner.

## **WALK-IN SPECIFICATIONS**

### **General**

Walk-in coolers and freezers shall be prefabricated of modular design and construction. They shall be designed and constructed to allow fast and easy field assembly, disassembly and enlargement by the addition of panels.

### **Panel Fabrication**

Standard wall, ceiling and floor panels shall be fabricated in 47" and 23" in width and shall be interchangeable with like panels. Partition and other panels placement shall be within 1/2" increments to meet job site conditions. Indoor walk-in maximum panel height and ceiling length is 21 feet.

Available standard height with floor panels: 6'-6", 7'-7", 8'-7". Available standard height without floor panels with NSF vinyl screed: 6'-2", 7'-2", 7'-7", 8'-2". Panels shall consist of Extruded Polystyrene (XPS) rigid foam insulation, bonded permanently to interior and exterior metal "skin". Tongue and groove edges of panels shall be of the same panel core insulation with non-corrosive thermoplastic cam-action panel fastener. NSF approved compression gasket shall be applied to the tongue side of all panels on both interior and exterior.

### **Floor Construction**

Floor panels: Shall be fabricated similar to other panels and shall be designed to withstand uniformly distributed load of 700 lbs per square foot, suitable for foot traffic. Available 1000, 1300, 1600 lbs per square foot suitable for light rolling cart traffic. The ULTIMATE floor with load bearing capacity of 2,750 lbs per square foot is suitable for hand pallet jack application.

Floorless: Provided with NSF vinyl screeds. Screed will be coved with 1/2" radius, designed to sit flat on a finished tile/concrete floor. Screed shall be lag fastened to floor.

### **Insulation**

Insulation shall be 4" thick, rigid Extruded Polystyrene (XPS) foam closed cell, void free, Hydrophobic as tested in accordance to ASTM C272. UL Class 1 classified as per ASTM E84/UL-723. Core material has a flame spread of 15 or less and a smoke developed of 165 or less. Self ignition temperature rating at 896 degree Fahrenheit and flash ignition temperature rating at 734 degree Fahrenheit as tested in accordance with ASTM D 1929.

Thermal resistance: For Coolers R-29 (reported at 55 F mean temperature). For freezer R-32 (reported at 20 F mean temperature). Standard with a 50 year R-value warranty.



## Entrance Door

Each walk-in shall be fitted with one 36" x 76" swing-type entrance door. Door shall be flush type, bearing the NSF and UL seal of approved. Door shall be equipped with two adjustable spring-assisted hinges, deadbolt key/padlock handle with safety inside release, magnetic gasket, door closer, and a double sweep wiper at the bottom edge of door. Door jamb shall be provided with a LED light fixture center mounted, digital thermometer with safety pilot light on-off switch and conduit between switch box and outlet junction box.

Freezer door includes a heater cable with heat sensing regulating thermostat and a heated air pressure relief vent.

## Metal Finish

Wall & Ceiling Panel: Standard Acrylume® 26 gauge (acrylic coated galvalume) stucco embossed on the interior and exterior wall, ceiling and exterior of floor panels.

Floor Panel: Standard interior floor panels shall be 22 gauge smooth stainless steel type 304, 2B and optional 20 gauge textured/rigidized stainless steel type 304, 2B.

## Refrigeration

Heatcraft Worldwide BOHN refrigeration (preferred vendor). Condensing units and evaporators shall be factory pre-wired and pre-assembled. New 1/2HP to 6HP air cooled condensing unit with exclusive HYPERCORE microchannel coil technology that uses less refrigerant, saves energy, reduces operational cost, improves durability and system performance.

## Approvals

- National Sanitation Foundation (NSF), Standard No. 7
- Underwriters Laboratories (UL) certified, ASTM E84/UL-723
- Department of Energy (DOE) compliant
- City of Houston Fabrication Certificate No. 694
- Oregon State Component Insignia Compliance No. M-PFC 688
- New York City approval MEA113-87-M
- Miami-Dade County, Outdoor Hurricane High Velocity Wind (175 mph) NOA #17-0802.12
- State of Florida, Outdoor Hurricane High Velocity Wind (175 mph) #FL 22413



# Foamed In-Place Vs. Extruded Polystyrene

## Foamed-in-place Urethane Insulation Consistently Inconsistent

9/4/2017

Recently, urethane panel insulation has come under fire for numerous inherited quality issues. It may be time for you to consider using another type of insulation. Why? It's simple.

The injection process in which urethane panels are manufactured poses many challenges, namely the formation of the foam material and the overall inconsistency of the compound. Unfortunately, these issues go unnoticed as they take place within the cavity between two metal skins. For that reason, even within short period of time they can seriously compromise the integrity and thermal performance of the panels.

**Common issues caused by the injection of foam insulation are:**

- Irregularly shaped and sized cells causing air and moisture to seep into.
- Thermal drift (or the loss of R-value) caused by air and moisture inside the foam cell.
- Imprecise control of cell wall's strength causes many cells to collapse and therefore foam to rapidly deteriorate.
- Lack of a strong/permanent bond to metal skins can lead to delamination.
- Different R-values throughout the panel due to varying foam density, voids and empty pockets.
- Compromised the short and long term panel thermal performance.

Many customers have experienced these issues and have made the switch to walk-in coolers and freezers insulated with Extruded Polystyrene (XPS) rigid foam. For over 70 years, XPS has shown to hold R-value over time without the many inconsistencies of the urethane foam.

AmeriKooler uses only high-performance AK-XPS4 Extruded Polystyrene foam insulation from The DOW Chemical that is backed by the 50 Year R-value warranty. AK-XPS4 insulation outstanding attributes will contribute to higher walk-in performance, increase longevity of the refrigeration unit and lower energy cost to the owner.